
HIGHLIGHTS OF THE ECONOMIC SURVEY 2022-23



INDIA'S MACROS : A SNAPSHOT

Indian economy staged a full recovery from the pandemic in FY22 and has positioned itself to ascend to the pre-pandemic growth path in FY23.

#5

Largest Economy after overtaking the UK

6.4%

Fiscal Deficit as a per cent of GDP for FY23

7%

Growth rate for FY23 (in real terms)

\$3.5tn

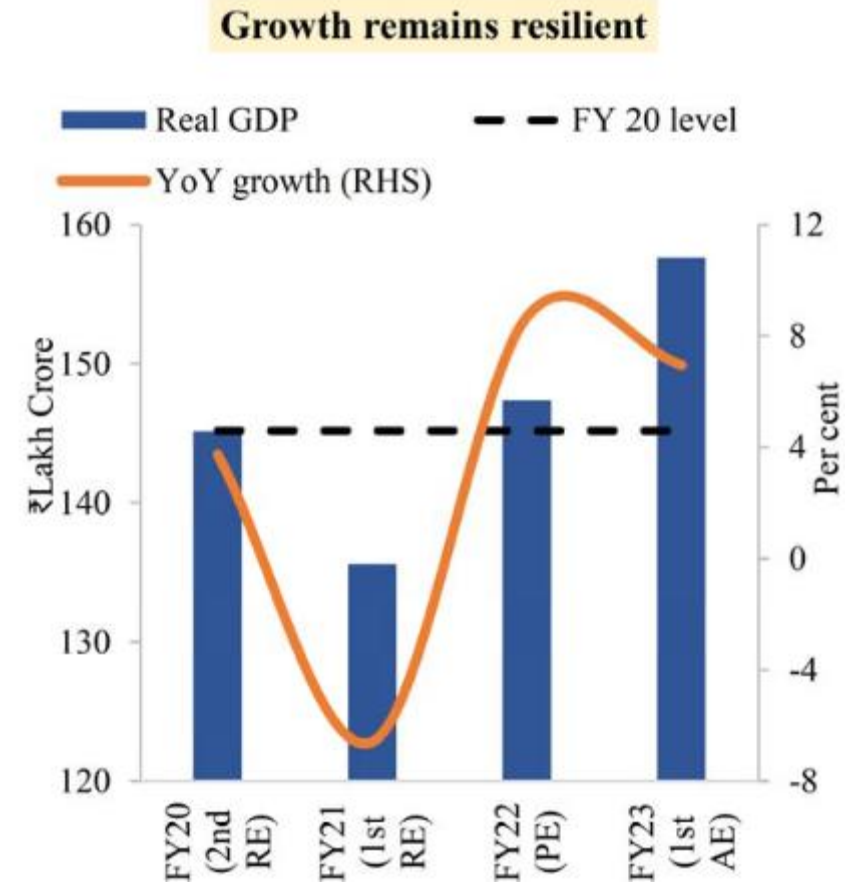
India's Nominal GDP by March'23

#2

Largest Vaccination Drive facilitating normalcy in economic activity

9.3

India's import cover (in months) at the end of Dec'22



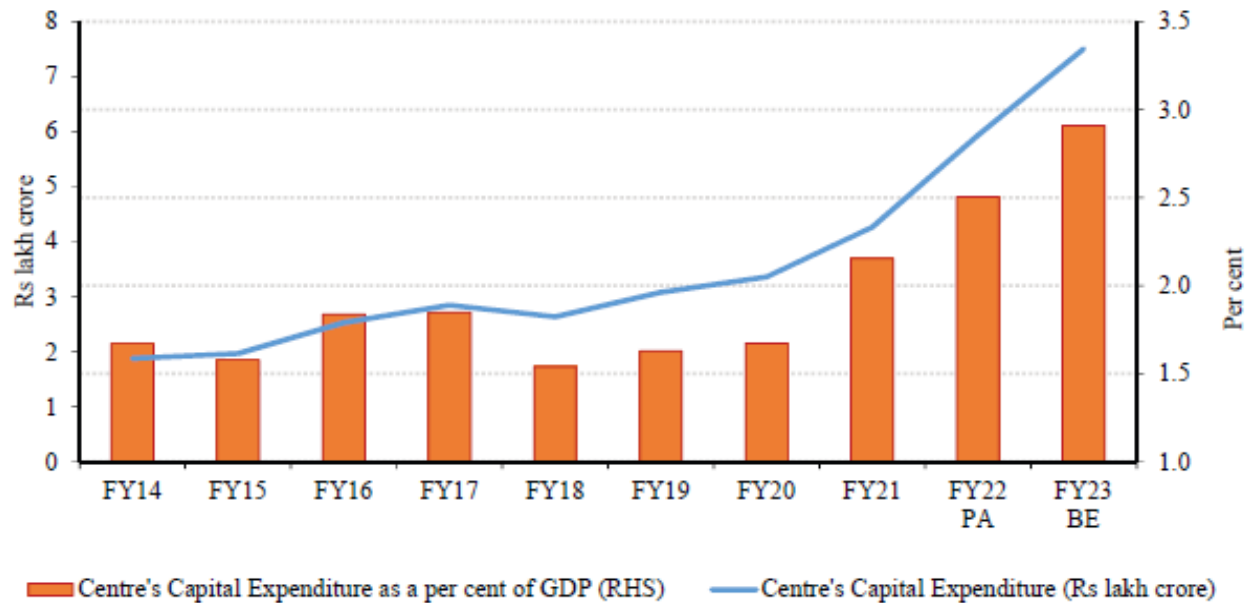
DOMESTIC STIMULUS TO GROWTH

Economic growth in FY23 has been principally led by private consumption and capital formation, seamlessly replacing the lack of external stimuli

Union Govt's capex as per cent of GDP on the rise

Capex Multiplier

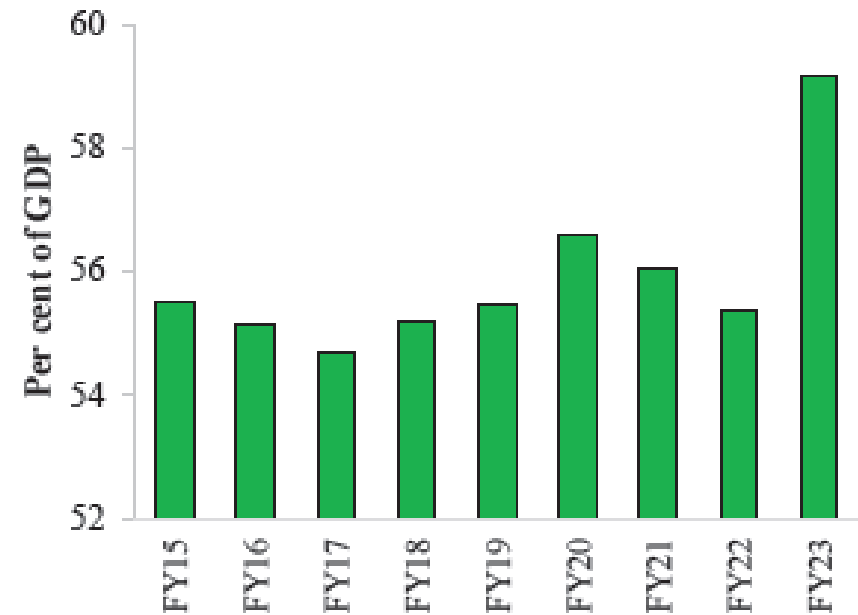
Economic output set to increase by 4x times amount of capex



Private Consumption highest since FY15 across H1

58.4% of GDP

Private consumption in Q2 of FY23

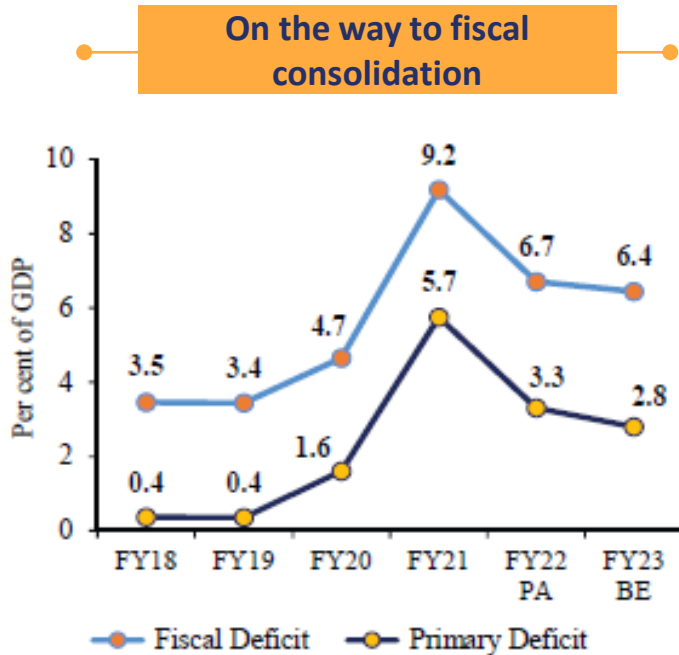


FISCAL CONSOLIDATION : ON TRACK

Despite additional fiscal resource pressures during the year, the government is on track to achieve its fiscal deficit target, with sustainable debt levels.

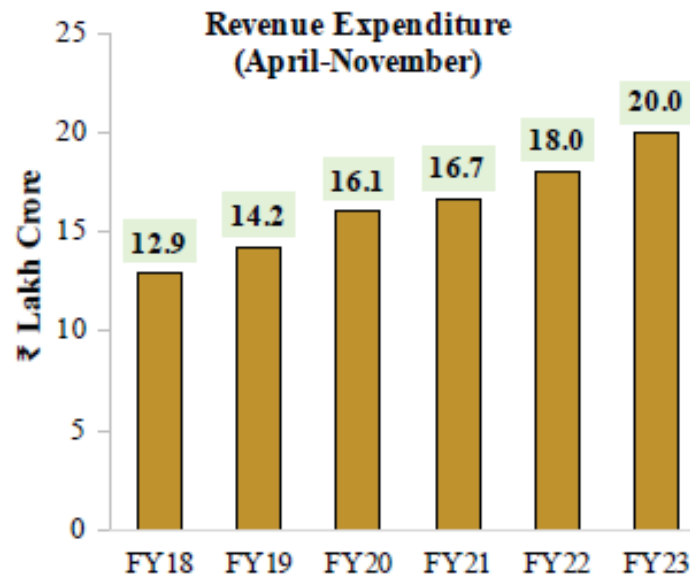
Below 4.5% by 2025-26

Target of fiscal deficit to GDP ratio



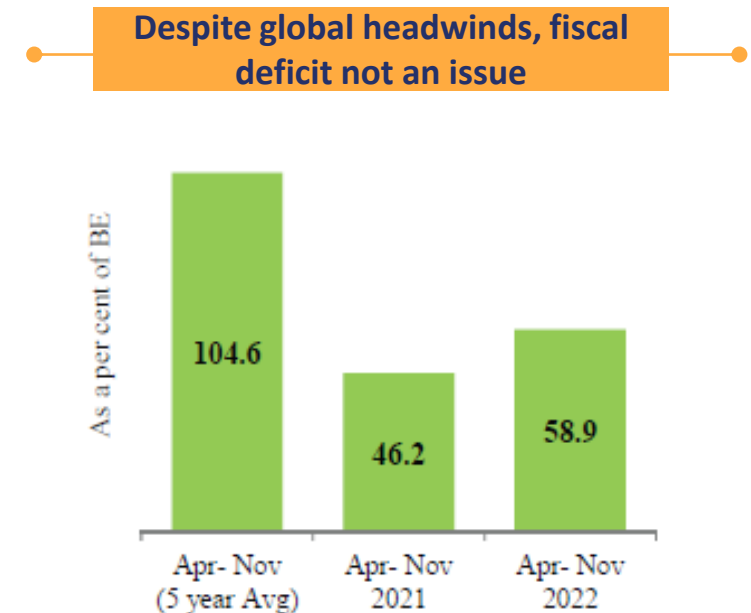
2.1% Decrease in RE

From 15.6% of GDP in FY21 to 13.5% of GDP in FY22 (PA)



58.9% Fiscal Deficit

At the end of Nov'22, lower than 5-year moving average



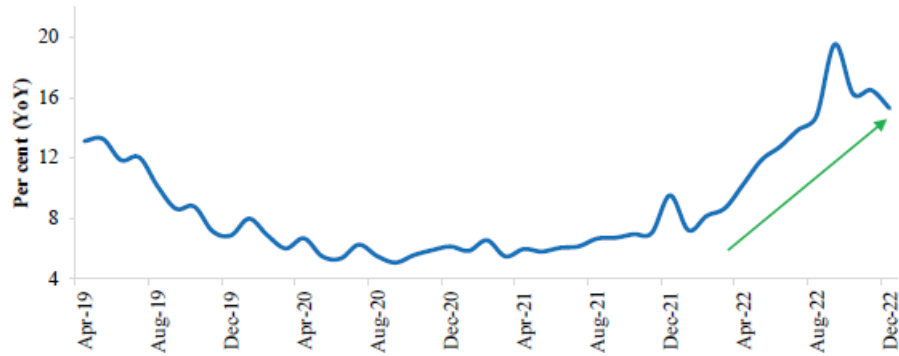
CREDIT GROWTH PICKING UP

Along with the improvement in the financial health of corporates and banks, the uptick in private consumption and “release of pent-up demand” has given a boost to production activity.

INR 3.3 lakh crore

Capex by corporate sector in H1 FY23 due to strengthening of B/S

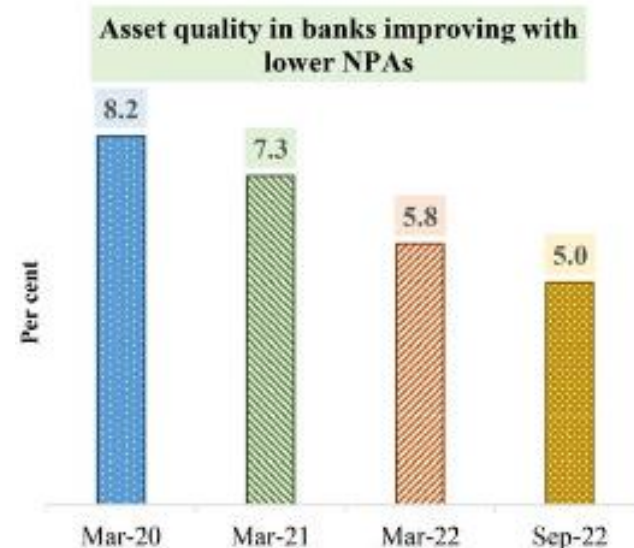
Acceleration of 15.3% in non-food bank credit in Dec'22



This shows an anticipation of continued momentum in economic activity.

CRAR for PSBs at 16.0

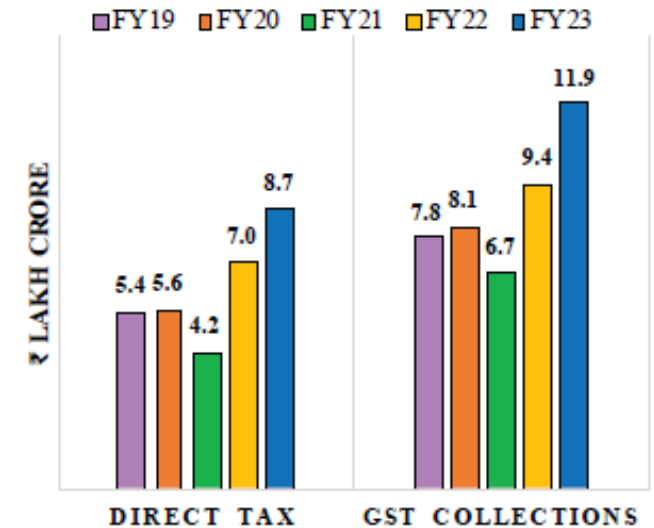
Comfortably above threshold levels due to good capitalisation



24.8% Increase

In GST collections on YoY basis during Apr-Dec' 22

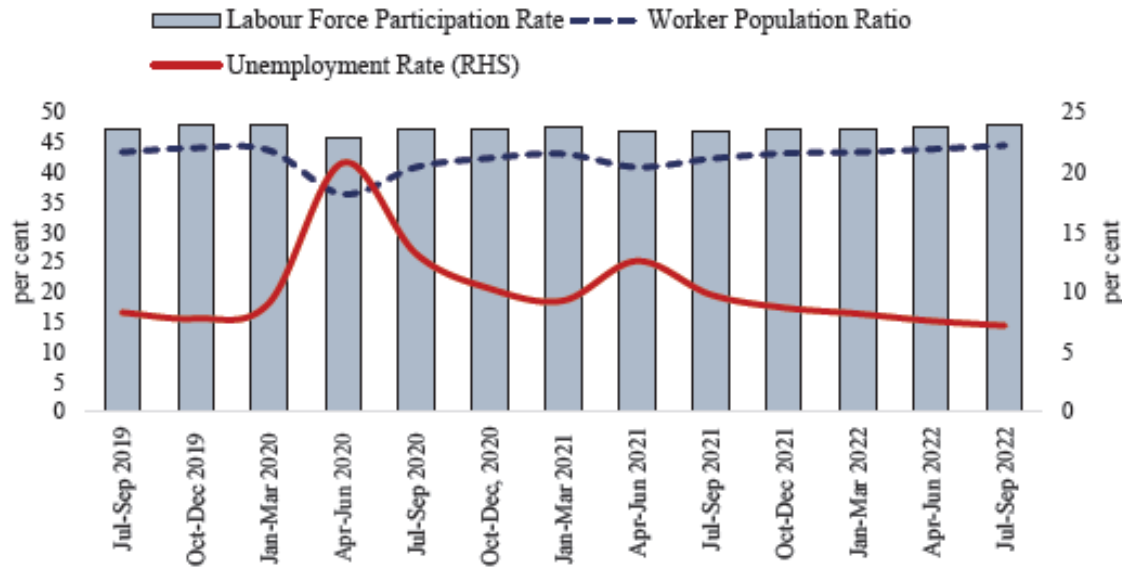
Buoyant Tax Collections



STRONG EMPLOYMENT INDICATORS

With economic activity increasing after the full recovery from the pandemic, employment generated in the economy has also increased.

Strong employment indicators as proof of increasing levels of economic activity

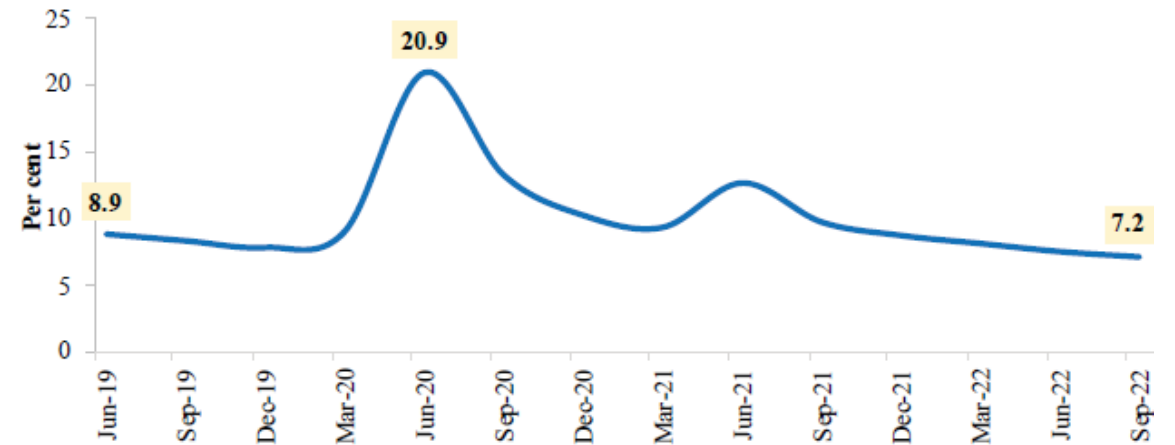


44.5%

Worker-population ratio in July-Sept'22

47.9%

Labour participation rate in July-Sept'22



4-year low of 7.2%

In urban unemployment rate

PROGRESS ON KEY INITIATIVES FOR DEVELOPMENT

PM GATI SHAKTI MASTER PLAN

GIS Based

Data-driven decision platform

1950 data layers

Of 22 ministries and 36 States/UTS mapped up to the village, district and taluka levels

21 GCTs

Have been commissioned as of 31.10.2022

(Note: GatiShakti Multi-Modal Cargo terminals (GCTs) are being developed by private players based on demand from industry and potential of cargo traffic.)

PRODUCTION LINKED INCENTIVE (PLI) SCHEME

INR 3 lakh cr

Estimated to attract capex of over the next 5 years

717

Applications across 14 categories have been approved as of 31.12.2022

Sectors Impacted

Bulk drugs, medical devices, telecom, white goods and food processing

PROGRESS ON KEY INITIATIVES FOR DEVELOPMENT

NATIONAL INFRASTRUCTURE PIPELINE

35
sub-sectors

Infra projects covering greenfield and brownfield investments

INR 108
lakh cr +

Current total investment

8,964
Projects

Currently under different stages of implementation

NATIONAL MONETISATION PIPELINE

INR 6.0
lakh cr

Estimated monetisation potential over FY20-25

Targets
achieved
in FY22

Against monetisation target of INR 0.9 lakh cr, INR 0.97 lakh cr have been achieved during the period under roads, power, coal and mines

INR 1.6
lakh cr

NMP's FY23 target i.e., 27% of overall NMP target

STRENGTHENING EASE OF DOING BUSINESS

To realise dream of becoming a global hub of manufacturing, governance will also play an important role. Consistent reforms have been made in this direction during the last 8 years.

23,417 applications

Disposed off before their admission into corporate insolvency resolution process under IBC as of 30.09.2022

1400+ default cases decided without court

Post decriminalisation of minor economic offences under the Companies Act of 2013

1,400

Archaic laws repealed

Tax Policy Reforms

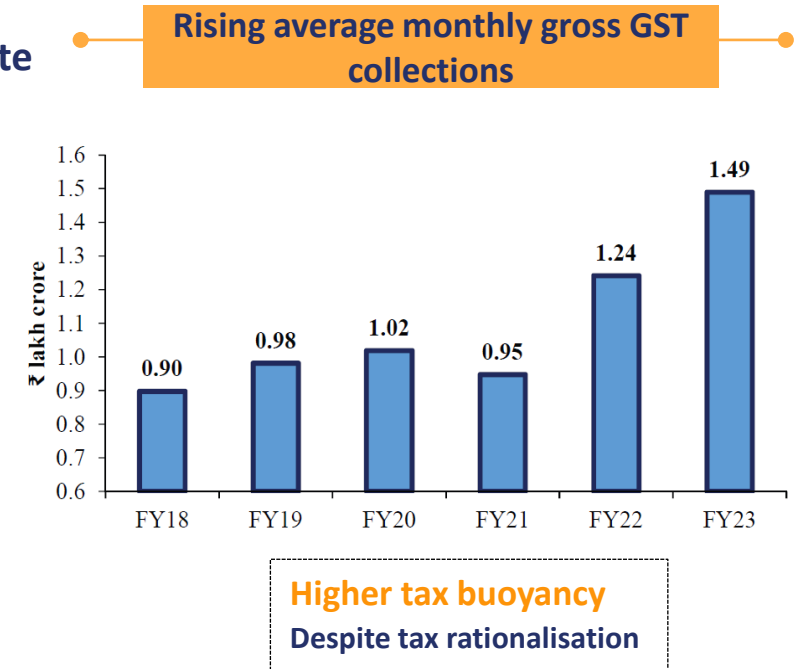
Adopting a unified GST, reducing corporate tax rates, exemption of sovereign wealth funds and pension funds from taxes

Removal of Retrospective Taxation

On offshore indirect transfer of assets located in India

39,000

Compliances reduced



SUSTAINABLE GROWTH

Despite the adverse impacts of Covid-19 on the economy, the country has enhanced its climate targets manifold and embarked on a long-term strategy towards a low GHG emissions-based development.

40%

Installed electric capacity from non-fossil fuels already achieved ahead of 2030



2047

Energy independency by relying on green hydrogen – aim of 5MMT production capacity by 2030



500GW

By 2030, the likely installed capacity from non-fossil fuels

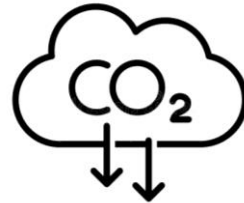
61.62GW

Installed solar power capacity under National Solar Mission as of Oct'22



45%

Reduction in emissions intensity of India's GDP by 2030 from 2005 levels



~50MMT

Abatement of annual GHG emissions by 2030